

RIDGID

PIPE PATCHING SYSTEMS AND KITS

PRODUCT CATALOG

RIDGID

PIPE PATCH KIT
3-4" PIPE x 3' REPAIR

TRENCHLESS POINT REPAIR SOLUTION

• INCLUDES ALL RIDGID COMPONENTS

FOR A SIMPLE REPAIR

• EASY TO USE TRENCHLESS PATCH

• PATCHES AND EXCEEDS BACKFLOW STANDARD ASTM F1975

• UP TO 24 HOURS WORK TIME

• MINIMUM 16 HOURS SET TIME

• SEE RIDGID.COM FOR MORE INFORMATION

• SEE RIDGID.COM FOR MORE INFORMATION

• SEE RIDGID.COM FOR MORE INFORMATION

• SEE RIDGID.COM FOR MORE INFORMATION

• SEE RIDGID.COM FOR MORE INFORMATION

• SEE RIDGID.COM FOR MORE INFORMATION

• SEE RIDGID.COM FOR MORE INFORMATION

• SEE RIDGID.COM FOR MORE INFORMATION

• SEE RIDGID.COM FOR MORE INFORMATION

• SEE RIDGID.COM FOR MORE INFORMATION

• SEE RIDGID.COM FOR MORE INFORMATION

• SEE RIDGID.COM FOR MORE INFORMATION

• SEE RIDGID.COM FOR MORE INFORMATION

• SEE RIDGID.COM FOR MORE INFORMATION

• SEE RIDGID.COM FOR MORE INFORMATION

• SEE RIDGID.COM FOR MORE INFORMATION

• SEE RIDGID.COM FOR MORE INFORMATION

• SEE RIDGID.COM FOR MORE INFORMATION

• SEE RIDGID.COM FOR MORE INFORMATION

• SEE RIDGID.COM FOR MORE INFORMATION

• SEE RIDGID.COM FOR MORE INFORMATION

• SEE RIDGID.COM FOR MORE INFORMATION

• SEE RIDGID.COM FOR MORE INFORMATION

• SEE RIDGID.COM FOR MORE INFORMATION

• SEE RIDGID.COM FOR MORE INFORMATION

• SEE RIDGID.COM FOR MORE INFORMATION

• SEE RIDGID.COM FOR MORE INFORMATION

• SEE RIDGID.COM FOR MORE INFORMATION

• SEE RIDGID.COM FOR MORE INFORMATION

• SEE RIDGID.COM FOR MORE INFORMATION

• SEE RIDGID.COM FOR MORE INFORMATION

• SEE RIDGID.COM FOR MORE INFORMATION

• SEE RIDGID.COM FOR MORE INFORMATION

• SEE RIDGID.COM FOR MORE INFORMATION

• SEE RIDGID.COM FOR MORE INFORMATION

• SEE RIDGID.COM FOR MORE INFORMATION

• SEE RIDGID.COM FOR MORE INFORMATION

• SEE RIDGID.COM FOR MORE INFORMATION

• SEE RIDGID.COM FOR MORE INFORMATION

• SEE RIDGID.COM FOR MORE INFORMATION

• SEE RIDGID.COM FOR MORE INFORMATION

• SEE RIDGID.COM FOR MORE INFORMATION

• SEE RIDGID.COM FOR MORE INFORMATION

• SEE RIDGID.COM FOR MORE INFORMATION

• SEE RIDGID.COM FOR MORE INFORMATION

• SEE RIDGID.COM FOR MORE INFORMATION

• SEE RIDGID.COM FOR MORE INFORMATION

• SEE RIDGID.COM FOR MORE INFORMATION

• SEE RIDGID.COM FOR MORE INFORMATION

• SEE RIDGID.COM FOR MORE INFORMATION

• SEE RIDGID.COM FOR MORE INFORMATION

• SEE RIDGID.COM FOR MORE INFORMATION

• SEE RIDGID.COM FOR MORE INFORMATION

• SEE RIDGID.COM FOR MORE INFORMATION

WHAT IS PIPE PATCHING?

CIPP (cured in place pipe) patching has been practiced globally for structural repair in short sections of broken and damaged pipe for years and is quickly becoming a front runner in the world of trenchless pipe rehabilitation. Pipe patching is known for its quick ROI, short learning curve, efficiency, and reliability. While a great standalone business, patching is seen as the gateway into full length lining.

Low adoption costs and an easy to learn process make patching a great option for companies that aren't ready to commit to full length lining. You can still offer a full structural repair at a more affordable selling point to your customers that don't need a full reline. Patching makes quick work of jobs that would be time consuming and require costly excavation and disruption. Compared to alternative methods, the rapid cure times and minimal equipment needed for success make pipe patching a great entry point to no-dig point repairs, as well as an additional option for businesses already offering trenchless rehabilitation.

TABLE OF CONTENTS

	2 WHAT IS PIPE PATCHING?		6 OVERVIEW		12 AIR PUSH RODS
	3 A NAME YOU CAN TRUST		8 STARTER SYSTEMS		13 ACCESSORIES
	4 WHEN TO PATCH & WHY TO PATCH		10 PATCH KITS		14 PRODUCT SPECIFICATIONS
	5 HOW IT WORKS		11 PACKERS AND CONTAINMENT KITS		15 HELPFUL FACTS AND PRO TIPS

A NAME YOU CAN TRUST

With a low entry cost, quick return on investment, and short learning curve, pipe patching is a great incremental service offering for businesses already participating in drain cleaning and sewer inspection.

Starter systems include all basic equipment necessary to begin pipe patching. Patch kits are sold separately and include all required consumables for a single pipe patch. Backed by RIDGID® quality, this versatile, comprehensive system delivers long-lasting fiberglass repairs in P-traps, bends, transitions and straight sections of pipe. Expand your services with RIDGID Pipe Patching.



WHY PATCHING

- | Residential & Multi Family: no need to dig up landscaping, plants or driveways and don't need to disrupt tenants
- | Commercial: no need to disrupt customers or business productivity
- | Industrial: no need to close sections of a plant floor or incur high machinery setup and teardown costs
- | Medical: no need to close rooms/wings of a hospital or incur high machinery relocation costs

WHEN TO PATCH

Patching is a valuable solution in numerous scenarios. Here are some of the most common:

- | Only a small section of pipe needs to be repaired
- | Budget restraints where excavation and/or full-length lining are too costly
- | Environmental impact and disruption make replacement difficult
- | Too many bends for full length lining to navigate

COMMON INDUSTRY APPLICATIONS



RESIDENTIAL



COMMERCIAL



INDUSTRIAL



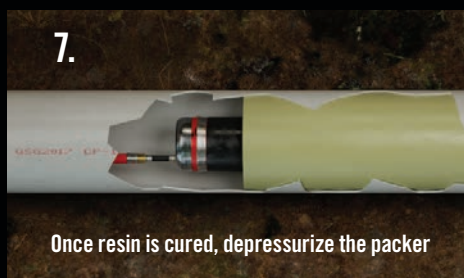
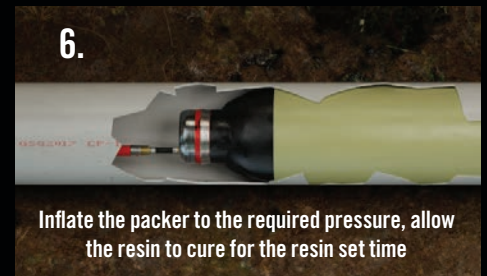
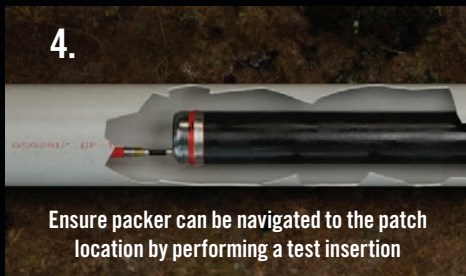

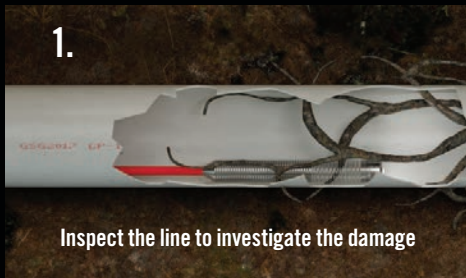
MEDICAL

A START TO FINISH SOLUTION



RIDGID® engineers superior products for start-to-finish pipe cleaning, inspection, and rehabilitation. Our full lineup gives you the performance and durability you need to create lasting results for your customers. From high-powered and versatile drain cleaning machines to cameras that deliver the industry's best in-pipe image, our tools help you see and solve more. Now complemented by this easy-to-learn system, you can offer your customers faster results with way less headache.

HOW IT WORKS



*Generalized Pipe Patching Steps (Sleeve/Containment Not Shown, Patch Position Shifted For Clarity)


It's that simple. Our complete, no-dig solution allows you to clean, inspect and repair pipe in hours.

TRENCHLESS REPAIRS. FASTER RESULTS.

PIPE PATCHING OVERVIEW

EVERYTHING YOU NEED TO GET THE JOB DONE.

Our all-inclusive kits provide the basic equipment and consumables you need to perform pipe patches. Find the products and tools you need, all backed by the RIDGID® quality you know.



PIPE PATCHING OVERVIEW



PIPE PATCH STARTER SYSTEMS



Catalog No: 74673
















STARTER SYSTEMS

Starter systems include all basic equipment needed to start a pipe patching business. Pipe patching surpasses ASTM F1216 requirements for structural integrity while also providing a fast ROI and easy-to-use process. Includes a Pipe Patch Carry Bag that can hold multiple packers, air push rods, and accessories, thus saving you time and trips between the truck and the job. A less invasive process compared to other pipe repair methods, patching is a great way to enter the CIPP or trenchless market.

CATALOG NO.	DESCRIPTION
74658	Pipe Patch Starter System - 2" Pipe x 32" Repair
74663	Pipe Patch Starter System - 3" Pipe x 32" Repair
74673	Pipe Patch Starter System - 3-4" Pipe x 3' Repair
74683	Pipe Patch Starter System - 4-6" Pipe x 3' Repair



PIPE PATCH STARTER SYSTEMS

	74658	74663	74673	74683
				
	PIPE PATCH STARTER SYSTEM 2" PIPE X 32" REPAIR	PIPE PATCH STARTER SYSTEM 3" PIPE X 32" REPAIR	PIPE PATCH STARTER SYSTEM 3-4" PIPE X 3' REPAIR	PIPE PATCH STARTER SYSTEM 4-6" PIPE X 3' REPAIR
 Packer	1 (74743)	1 (74748)	1 (74753)	1 (74763)
 Air Push Rod	Integrated	5 (74773)	10 (74773)	10 (74773)
 Air Regulator	1 (74783)	1 (74783)	1 (74783)	1 (74783)
 Pull Rope	1 (74823)	1 (74823)	1 (74823)	1 (74823)
 Containment Kit	1 (74723)	1 (74728)	1 (74733)	1 (74738)
 Standard to Lockable Air Adapter	1 (74818)	1 (74818)	1 (74818)	1 (74818)
 100' Air Hose	1 (74828)	1 (74828)	1 (74828)	1 (74828)
 "D" Ring	2 (75368)	2 (75368)	2 (74848)	2 (74848)
 Quick Link	2 (74873)	2 (74873)	2 (74873)	2 (74873)
 Ball Guide	1 (74893)	1 (74893)	1 (74803)	1 (74803)
 Carry Bag	0	1 (74853)	1 (74853)	1 (74853)

*Specific catalog no.'s are noted in the table

Sold separately

	PIPE PATCH STARTER SYSTEM 2" PIPE X 32" REPAIR	PIPE PATCH STARTER SYSTEM 3" PIPE X 32" REPAIR	PIPE PATCH STARTER SYSTEM 3-4" PIPE X 3' REPAIR	PIPE PATCH STARTER SYSTEM 4-6" PIPE X 3' REPAIR
 Patch Kit	1 (74693)	1 (74698)	1 (74703)	1 (74713)

PIPE PATCH PATCH KITS



Catalog No: 74698



Catalog No: 74718

PATCH KITS

Pipe patch kits enable quick and efficient trenchless pipe repairs with all required consumables and components packaged together for one-time use. These kits make inventory management easier for you, while ensuring you have everything you need to get the job done. Fiberglass liners meet ASTM F1216 requirements and cured patches have a life expectancy of up to 50 years under normal conditions. Our patch kits are designed for 2", 3", 3-4", and 4-6" packers and at lengths for 32", 3', and 6' repairs.

CATALOG NO.	DESCRIPTION
74693	Pipe Patch Kit - 2" Pipe x 32" Repair
74698	Pipe Patch Kit - 3" Pipe x 32" Repair
74703	Pipe Patch Kit - 3-4" Pipe x 3' Repair
74708	Pipe Patch Kit - 3-4" Pipe x 6' Repair
74713	Pipe Patch Kit - 4-6" Pipe x 3' Repair
74718	Pipe Patch Kit - 4-6" Pipe x 6' Repair

PATCH KITS INCLUDE:

Part A Resin (6' Repair Kits include 2 Bottles)

Part B Resin (6' Repair Kits include 2 Bottles)

Fiberglass Liner

Packer Sleeve x 2

Table Covering

Patch Tape

Elastic Bands

Gloves x 4 Pair



PACKERS

Packers are made of flexible, durable silicone-coated rubber. Engineered to be used in straight pipe, 90-degree bends, P-traps and transitions, these packers let you tackle a variety of pipe configurations with a single tool. Depending on your environment, air push rods or pull rope can move the packer to the patch location. All packers have an internally installed fiberglass push rod, delivering better rigidity without sacrificing flexibility. Packers inflate from the inside out, meaning if there's standing water in pipe, the packer will remove it from the patch location. RIDGID® offers packers for 2", 3", 3-4", and 4-6" pipe for 32", 3' or 6' repairs.



Catalog No: 74758

CATALOG NO.	DESCRIPTION
74743	Pipe Patch Packer - 2" Pipe x 43" Length
74748	Pipe Patch Packer - 3" Pipe x 43" Length
74753	Pipe Patch Packer - 3-4" Pipe x 4' Length
74758	Pipe Patch Packer - 3-4" Pipe x 7' Length
74763	Pipe Patch Packer - 4-6" Pipe x 4' Length
74768	Pipe Patch Packer - 4-6" Pipe x 7' Length

CONTAINMENT KITS

Containment kits allow for pipe patches when the line is severely damaged or when part of the packer is exposed during installation. The containment kit protects the packer from overinflation and environmental hazards like scale and debris. Containment kits include up to 10' of containment liner, best suited for P-traps, bends, and transitions. For straight sections of pipe, these kits include up to 10' of containment tube. RIDGID® offers containment kits designed for 2", 3", 3-4", and 4-6" packers.



Catalog No: 74723

CATALOG NO.	DESCRIPTION
74723	Pipe Patch Containment Kit for 2" Packer
74728	Pipe Patch Containment Kit for 3" Packer
74733	Pipe Patch Containment Kit for 3-4" Packer
74738	Pipe Patch Containment Kit for 4-6" Packer

PIPE PATCH AIR PUSH RODS



Catalog No: 74773

AIR PUSH RODS

Air push rods easily navigate packers through tight bends and transitions to the patch location. The air push rod features a lockable, hexagonal fitting that keeps it secured to the packer while moving through the pipe. The lockable fitting also allows the entire packer to be rotated with the air push rod - making pushing through tight bends and transitions easier. The RIDGID® pipe patch air push rods come in 5' increments and can be joined together for longer pipe applications up to 100'.

CATALOG NO.	DESCRIPTION
74773	Pipe Patch Air Push Rod - 5' Length



ACCESSORIES

Pipe patching accessories help you stay efficient and productive on the jobsite. The pipe patch carry bag fits multiple packers and air push rods, saving you time and energy making trips from the truck to the job. Packer head attachments can help you navigate the pipe and pull the packer into place. Additional accessories and replacement parts stored on the job save you downtime if you misplace or lose a component.



Carry Bag



Ball & Spring Leader Guide



Air Regulator



Quick Link



"D" Ring



Pull Rope



Flexible Adapter

CATALOG NO.	DESCRIPTION
75368	Pipe Patch "D" Ring for 2" & 3" Packers
74848	Pipe Patch "D" Ring for 3-4" & 4-6" Packers
74838	Pipe Patch ¼" Steenco F/F Lockable Coupling
74828	Pipe Patch 100' Air Hose - Fittings Included
74893	Pipe Patch 2" Ball Guide for 2" & 3" Packers
74803	Pipe Patch 2" Ball Guide for 3-4" & 4-6" Packers
74883	Pipe Patch Air Gauge
74783	Pipe Patch Air Regulator
74888	Pipe Patch Ball & Spring Leader Guide for 2" & 3" Packers
74798	Pipe Patch Ball & Spring Leader Guide for 3-4" & 4-6" Packers
74853	Pipe Patch Carry Bag
75358	Pipe Patch Elastic Bands for 2" Packers
74858	Pipe Patch Elastic Bands for 3", 3-4" & 4-6" Packers
74813	Pipe Patch Flexible Adapter - 3" & 4-6" Packers
74808	Pipe Patch Flexible Adapter - 3-4" Packers
74823	Pipe Patch Pull Rope - 250' Length
74873	Pipe Patch Quick Links (Qty-2)
74863	Pipe Patch Resin Only - 3' Patch
74878	Pipe Patch Resin Only - 32" Patch
74818	Pipe Patch Standard to Lockable Air Adapter
74868	Pipe Patch Tape

PIPE PATCH PRODUCT SPECIFICATIONS



Starter Systems

	2" Starter System	3" Starter System	3-4" Starter System	4-6" Starter System
Pipe Capacity	2"	3"	3-4"	4-6"
Packer Length	43"	43"	4'	4'
Maximum Patch Length	32"	32"	3'	3'
Packer Encroachment Zone	3"	3"	5"	5"
Packer Operating Pressure	43 psi	60 psi	50 psi	36 psi
22°, 45° & Long Radius 90° Elbows	√	√	√	√
Short Radius 90° Elbows & P-Traps	√	√	4" only	6" only
Pipe Size Transitions	X	X	3-4"	4-6"
Air Push Rod Compatibility	10' Integrated	Adjustable (100' Max)	Adjustable (100' Max)	Adjustable (100' Max)
Maximum Air Push Rod Pressure	217 psi	217 psi	217 psi	217 psi



Patch Kits

	2" Patch Kit	3" Patch Kit	3-4" Patch Kit	4-6" Patch Kit
Resin Working Time	15 minutes @ 68°F	15 minutes @ 68°F	15 minutes @ 68°F	15 minutes @ 68°F
Resin Set Time	90 minutes	90 minutes	90 minutes	90 minutes
Final Cure Time	4 hours	4 hours	4 hours	4 hours
Resin Shelf Life	1 Year	1 Year	1 Year	1 Year
Resin Storage Temperature	41°F - 113°F	41°F - 113°F	41°F - 113°F	41°F - 113°F
Resin Application Temperature	41°F - 68°F	41°F - 68°F	41°F - 68°F	41°F - 68°F
Liner Material	Fiberglass	Fiberglass	Fiberglass	Fiberglass
Cured Patch Thickness	0.16"	0.16"	0.16"	0.16"
Cured Patch Tensile Strength	34,889 psi (241N/mm ²)	34,889 psi (241N/mm ²)	34,889 psi (241N/mm ²)	34,889 psi (241N/mm ²)

HELPFUL FACTS AND

PRO TIPS

1. WATER RESISTANCE

RIDGID® pipe patching kits can be installed with water present in the pipe. If heavy infiltration is present cure times may need to be longer to ensure a proper seal.

2. RETURN TO SERVICE

After the resin set time is complete and the packer is removed, the pipe can be immediately returned to service.

3. LIFE EXPECTANCY

RIDGID Pipe Patches have a life expectancy of up to 50 years under normal conditions inside of a sanitary sewer system.

4. STRENGTH

Exceeding ASTM F1216 standards, the combination of silicate resin and fiberglass liner make the results reliable and long-lasting.

5. CREW SIZE NEEDED

While the system is extremely easy to install, we recommend a 2-person team for pipe patching.

6. PACKERS CAN BE REPAIRED

RIDGID Packers can be fully rebuilt by the skilled technicians in our authorized service centers.



Learn more at [RIDGID.com/pipepatch](https://www.ridgid.com/pipepatch)

RIDGID

